

School Year 2023-24 Classroom Programs from CVSWMD for K, 1, K/1, and 1/2 Grade Classrooms:

Sorting It All Out! (Classroom & Cafeteria Waste Separation)




What Happens to That Banana Peel? (Composting food scraps)



What Happens to That Banana Peel? (Composting Food Scraps)

This program supports classroom units with a focus on plants and life cycles. Students are introduced to food scraps as a natural resource for creating compost, etc.

1. Program opens with an interactive book reading



Compost! Growing Gardens from Your Garbage explains the cyclic nature of going from raising vegetables and flowers in a home garden, to eating the vegetables, to composting leftover food scraps, to using the compost to grow more flowers and vegetables, and so on. The story is told through a young girl whose family engages in backyard gardening and composting.

2. Students have the opportunity to meet & observe “red wigglers” (composting worms) feeding on food scraps in a worm bin.



3. Students get a hands-on experience, exploring a finished compost product & composting worms.




4. The amazing relationship between humans, chickens, and compost is explored, as well as the importance of food scraps getting into food scrap pails and not trash cans.

The collage consists of eight photographs arranged in a grid, each with a caption:

- Top Left:** A large pile of food waste at a landfill with a yellow Caterpillar excavator. Caption: "We can send our food scraps to the landfill..."
- Top Middle:** A green bucket with a white logo of a mountain and houses, and the text "CVSWMD COMPOST ONLY". Caption: "...or put our food scraps into our classroom compost pails..."
- Top Right:** Several chickens eating green vegetable scraps and a slice of watermelon. Caption: "...so chickens can eat them..."
- Middle Left:** A yellow excavator working on a large pile of dark compost. Caption: "...and help us make compost..."
- Middle Right:** A brown chicken sitting on a nest of straw with several brown eggs. Caption: "...and lay eggs for us!"
- Bottom Left:** A person's hands cracking an egg into a frying pan. Caption: "Then we can cook the eggs..."
- Bottom Middle:** A pan of scrambled eggs being stirred with a white spoon. Caption: "Then we can cook the eggs..."
- Bottom Right:** A woman feeding a baby with a spoon and a man eating a hard-boiled egg. Caption: "...and eat them!"




5. Weather permitting, an outdoor investigation in search of "compost in nature" (decomposition) and decomposers and other small critters can take place in a school yard, garden area, etc.



Sorting It All Out! (Classroom and Cafeteria Waste Separation)


1. Program opens with an interactive book reading:





2. After book reading, I demo for students how to separate classroom & cafeteria recycling, trash, and food scraps.

3. Practice w/ Sorting Kits: Students break out into small groups to practice their sorting skills with materials and receptacles, which are all provided.



Materials from a sorting kit



Practicing sorting materials using receptacles



4. Wrap-up:


- *“Great job everyone, you are really super sorters!”*
- Presentation of Classroom Certificate of Appreciation
- Students receive “Super Sorter” Stickers



Provided for each classroom to support students in their recycling:

2" x 2" "Blue Binny" sticker, which students can use as a reference for the minimum size for blue bin recyclables.

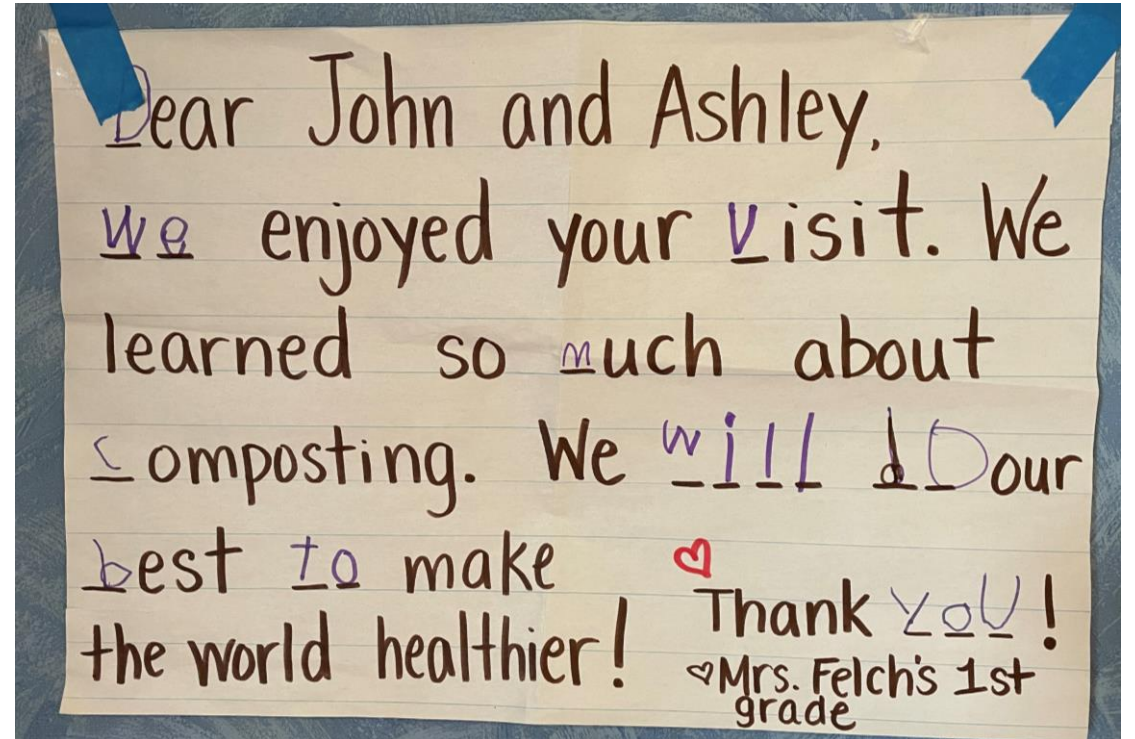
Six-inch recycling decal, which can be affixed to classroom recycling receptacle.



Teacher Feedback:

“On behalf of our first grade team, I want to say thank you!!! The children enjoyed your visit and learned so much today. Your workshop was clear, meaningful and so appropriate for this age group! They can't wait to compost and recycle tomorrow. :)”

Linda Felch, 1st Grade Teacher, Barre City Elementary Middle School



For questions or to arrange for a presentation:

John Jose

School Zero Waste Coordinator

Central Vermont Solid Waste Management District

Office: 802-229-9383, Ext 111

Cell: 802-461-9246

Email: johnj@cvswmd.org

