

# Central Vermont Solid Waste Management District

## K, 1, & 2 Grade Programmatic Offerings

Updated December 2023



# Table of Contents:

<u>Introduction</u> .....	1
<b>Programmatic Offerings:</b>	
• <u>What Happens to That Banana Peel?</u> (Food Scraps as a Natural Resource).....	2
• <u>Sorting it All Out!</u> (Classroom and Cafeteria Waste Separation).....	7
• <u>Student Mentoring Opportunities</u> .....	13
<u>Teacher Feedback</u> .....	14
<u>Meet John Jose</u> , School Zero Waste Coordinator.....	17
<u>Contact Information</u> .....	19

# Introduction:

Greetings and welcome! What follows are descriptions of programs and support provided by John Jose, School Zero Waste Coordinator, on behalf of the [Central Vermont Solid Waste Management District](#) (CVSWMD).

On a basic level, CVSWMD supports schools in meeting [Act 148, Vermont's Universal Recycling Law](#) requirements, particularly for implementing systems for proper **“blue bin” recycling**, for diverting **food scraps** from trash cans, and for properly managing potentially **hazardous, campus-generated materials** (e.g.: electronic waste, paint leftovers, mercury-containing bulbs, etc.).

But beyond that, our programming and support also provides **tremendous opportunities for students**, not only in the **rich learning experiences** they are engaged in, but also in the **significant, positive contributions they make to their school community**.

Working with your teachers, staff, and students, we can **identify your school's needs, then work with everyone to deliver the services CVSWMD provides to meet those needs**.

Please read on for more detailed information, and reach out anytime with questions, requests for assistance, or to book a visit.


[Back to Table of Contents](#)



# ***What Happens to That Banana Peel? (Food Scraps as a Natural Resource)***

**This program supports classroom units with a focus on plants and life cycles. Students are introduced to food scraps as a natural resource for creating compost, etc.**

## **1. Program opens with an interactive book reading**




*Compost! Growing Gardens from Your Garbage* explains the cyclic nature of going from raising vegetables and flowers in a home garden, to eating the vegetables, to composting leftover food scraps, to using the compost to grow more flowers and vegetables, and so on. The story is told through a young girl whose family engages in backyard gardening and composting.





## 2. Students have the opportunity to meet & observe “red wigglers” (composting worms) feeding on food scraps in a worm bin.



[Back to Table of Contents](#)



### 3. Students get a hands-on experience, exploring a finished compost product & composting worms.





# 4. The amazing relationship between humans, chickens, and compost is explored, as well as the importance of food scraps getting into food scrap pails and not trash cans.



[Back to Table of Contents](#)



**5. Weather permitting, an outdoor investigation in search of "compost in nature" (decomposition) and decomposers and other small critters can take place in a school yard, garden area, etc.**


[Back to Table of Contents](#)





# Sorting It All Out! (Classroom and Cafeteria Waste Separation)

1. Program opens with an interactive book reading:



7

[Back to Table of Contents](#)



9






**2. After book reading, a demo is provided for students how to separate classroom & cafeteria recycling, trash, and food scraps.**



### 3. Practice w/ Sorting Kits: Students break out into small groups to practice their sorting skills with materials and receptacles, which are all provided.



Materials from a sorting kit

[Back to Table of Contents](#)



Practicing sorting materials using receptacles



#### 4. Wrap-up:

- *“Great job everyone, you are really super sorters!”*
- Presentation of Classroom Certificate of Appreciation
- Students receive “Super Sorter” Stickers



[Back to Table of Contents](#)






**Provided for each classroom to support students in their recycling:**

**2" x 2" "Blue Binny" sticker, which students can use as a reference for the minimum size for blue bin recyclables.**

**Six-inch recycling decal, which can be affixed to classroom recycling receptacle. Decals for trash cans and food scrap pails are also available.**

[Back to Table of Contents](#)



## OPTIONAL: Take-Home Packets, which include:

- Letter to parents
- Recycling hand-outs for parents
- Follow-up materials for parents to engage w/ their child

[Back to Table of Contents](#)

137 Barre Street  
Montpelier, Vermont 05602  
(802) 229-9383 / fax: 229-1318  
(800) 730-9475  
[www.cvswwmd.org](http://www.cvswwmd.org)



*Leading Member  
Communities to  
Reduce Waste*

### CENTRAL VERMONT SOLID WASTE MANAGEMENT DISTRICT

Dear Parent/Guardian:

I recently had the pleasure of visiting your child's classroom to read "I Can Save The Earth, One Little Monster Learns to Reduce, Reuse, and Recycle", a wonderful children's book about what we can do in our day-to-day lives to be good stewards of the Earth. Your child and his/her classmates were a wonderful audience!

We also practiced sorting clean "trash", recycling, and simulated food scraps. Everyone earned a Super Sorter sticker and your child's class received a certificate of recognition for their great work.

As a follow-up to my visit, enclosed please find informational resources on recycling, for use at home, including:

- A brochure for our Additional Recyclables Collection Center in Barre
- A hand-out, "What Goes in Blue Bin Recycling in Central Vermont"
- A brochure on free, special recycling in Vermont for batteries, electronics, paint, and mercury-containing bulbs and thermostats

Also included are three worksheets, based on the story I read, which you can use to engage your child in a follow-up activity, along with one "I'm a Super Sorter!" sticker for your child.

I hope all the enclosed is helpful. For more information, you can visit our website at [www.cvswwmd.org](http://www.cvswwmd.org) or contact me at: 802-229-9383, Ext 111, or via email at [johnj@cvswwmd.org](mailto:johnj@cvswwmd.org). Thank you and take care.

Sincerely,

John Jose  
School Zero Waste Coordinator





# ***Mentoring Projects***

**Mentoring opportunities exist between lower and upper primary grade students to implement projects that enhance recycling, food scrap management, etc.**

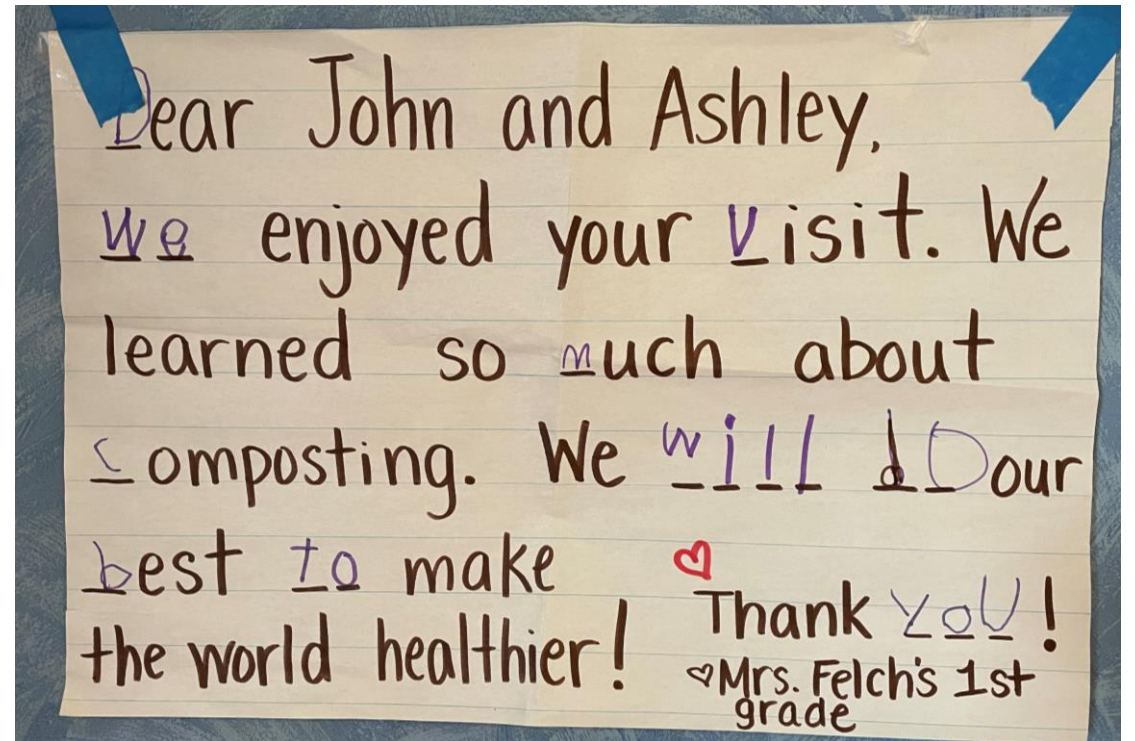
**For instance, at Union ES School, Montpelier, fourth grade students collaborated with kindergarteners in a project to keep items, like used markers, out of the trash and to have them recycled through a special recycling initiative.**



## Teacher Feedback:

*"On behalf of our first grade team, I want to say thank you!!! The children enjoyed your visit and learned so much today. Your workshop was clear, meaningful and so appropriate for this age group! They can't wait to compost and recycle tomorrow. :)"*

Linda Felch, 1<sup>st</sup> Grade Teacher, Barre City Elementary Middle School



[Back to Table of Contents](#)



## Additional K-1 Teacher Feedback:

**Post-program Survey Question: How effective was the book reading, as an opener, in setting the tone for the rest of the program?**

*I was appreciative of the fact that John not only read the book but had a discussion on the students' level about it.*

*This was the perfect way to begin our learning! This is how I typically start a new unit of study as well (read aloud and then getting into the work that aligns with it).*

*The story was effective because you took the time to pause and ask questions and let the children share.*

*Great pace, great tone and great enthusiasm!*

[Back to Table of Contents](#)

## Additional K-1 Teacher Feedback:

**Post-program Survey Question: Based on your observations and interactions with your students, how helpful was this program in enhancing their understanding of classroom waste separation and improving their ability to sort their classroom-generated waste?**

*One of my students commented that, "we are smarter now".*

*My students learned so much and immediately came into the classroom after learning from John and applied their new knowledge. We made a 'small scrap paper' envelope for small scraps of paper and the next morning they new immediately to rinse their yogurt cups and then recycle them. It has been so fun to observe!*

*The kids were eager to tell me at lunch how to sort their items! They are still questioning what can go where at times. This is a good thing! It means they want to do this and they want to do it well!*

[Back to Table of Contents](#)



# Your Presenter/Facilitator/Consultant

**John Jose, School Zero Waste Coordinator** for the [Central Vermont Solid Waste District](#), has a diverse background in the realm of environmental work, including wildlife conservation, water & soil resource protection, environmental education, and solid waste management, along with experience working in public schools in various capacities.

John has been with CVSWMD since August 2016, supporting schools in meeting the requirements for solid waste management outlined in [Act 148, Vermont's Universal Recycling Law](#).

**Teacher feedback on the services John provides is consistently positive**, and he always strives to make improvements to deliver high quality, educationally-enriching programming for both students and adults in schools he provides support for.

This support includes:

- Providing **classroom and schoolyard programming** for pre-K-12 grade students.
- **Creating meaningful, experiential learning initiatives and opportunities** for students to benefit the Earth and make a positive contribution to their school communities.
- **Supporting Green Teams and other student groups** in enhancing their school's solid waste management/sustainability efforts.
- **Supporting school food service departments** in minimizing food waste, the use of single-use items in lunches, etc.

[Back to Table of Contents](#)

17

Continued 



**Contact Info:**  
[johnj@cvswmd.org](mailto:johnj@cvswmd.org)




# Your Presenter/Facilitator/Consultant (cont'd)

- **Supporting custodial/facilities staff** in proper disposal of items requiring special recycling/disposal (e.g. e-waste), in creating healthier indoor school environments, and properly separating and disposing of campus-generated solid waste.
- **Providing recognition for students** who take the initiative to make a difference in some aspect of their school's solid waste management.
- **Providing consulting support** for sustainability-focused classes and schoolwide sustainability programs.
- **Providing teacher trainings** in classroom recycling, etc.
- Producing the [School Zero Waste Corner](#).
- Administering the CVSWMD [School Zero Waste Grant program](#).
- Coordinating the CVSWMD [School Zero Waste Events Kit program](#).

**Services provided by John**, on behalf of CVSWMD, are **FREE** to schools located in municipalities within CVSWMD, which include: Barre City, Barre Town, Berlin, Bradford, Calais, Chelsea, Duxbury, East Montpelier, Fairlee, Hardwick, Middlesex, Montpelier, Orange, Plainfield, Tunbridge, Walden, Washington, Williamstown, and Woodbury.

[Back to Table of Contents](#)



**Contact Info:**  
[johnj@cvswmd.org](mailto:johnj@cvswmd.org)





# Contact Information:

**John Jose**

School Zero Waste Coordinator

Central Vermont Solid Waste Management District

802-229-9383 x 111

Work Cell: 802-461-9246

[cvswmd.org](http://cvswmd.org) | [SZWCoordinator@cvswmd.org](mailto:SZWCoordinator@cvswmd.org)

[Back to Table of Contents](#)

